

# Waters

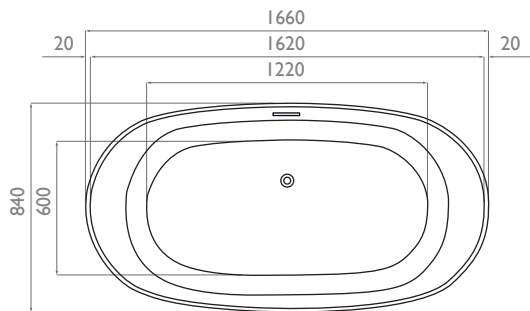
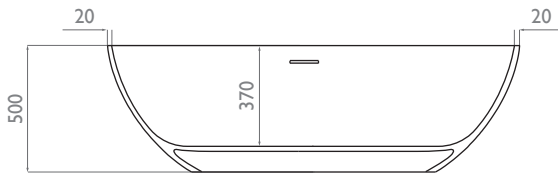
Baths of Ashbourne

## Cloud - Bath

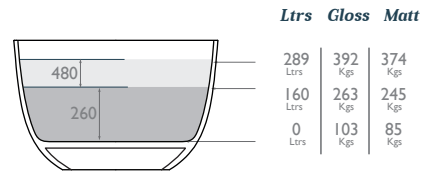
1660mm - Specification



### Dimensions:



### Fill information:



**Note:**  
Minimum installation void required for trap and waste is 0mm below floor level.

### Features:

22mm edge thickness - double ended free-standing bath - manufactured from DQ Cast natural stone - finished in "infinity" matt white - slimline overflow - 105mm Base cavity - lifetime guarantee

### Dimensions:

1660mm x 840mm x 500mm LxWxH

### Weight:

Gross 115kg - Net 85kg

### Counter top basin also available:

Cloud stone basin,  
550x350x125mm LxWxH



**NB:** We strongly recommend this product is fitted by a suitably qualified professional. We can not be held responsible for incorrect installation

Dimensions may vary due to the bath's handmade nature. As our baths are made from natural stone, maintenance will be required to ensure its longevity

[www.watersbaths.co.uk](http://www.watersbaths.co.uk)

Waters Baths of Ashbourne - Long Lane, Dalbury Lees, Ashbourne, DE6 5BG  
t: 01332 824166 e: info@watersbaths.co.uk